

MS L'Europe

4 anchors - Rhine and Danube - 90 cabins



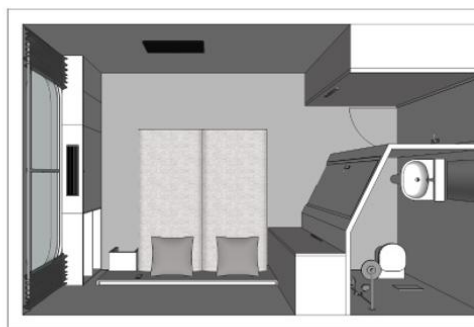
MS L'Europe

The MS L'Europe sails on the Rhine and the Danube.

Interior design



Cabins



- Middle Deck 1 double bed 13 m²
- Upper Deck 2 beds - disabled person 16 m²
- Middle deck 2 adjustable twin beds 13 m²
- Main Deck 1 double bed 13 m²
- Main deck 2 adjustable twin beds 13 m²
- Upper Deck 1 double bed 13 m²
- Upper deck 2 adjustable twin beds 13 m²

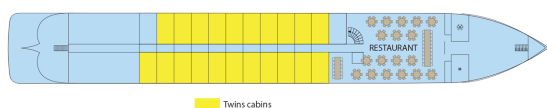
Cabins equipments

- TV
- Telephone (for internal calls only)
- Bathroom with shower and toilet
- Towels
- Safe
- Independent air-conditioning
- Electricity 220V
- Wi-Fi

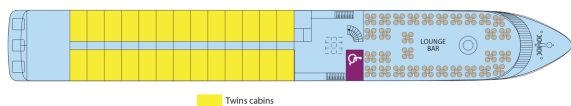
Please note that there is no laundry service on board the ship.

Decks and technical details

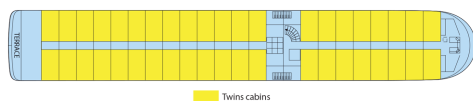
MAIN DECK 21 cabins



MIDDLE DECK 27 cabins



UPPER DECK 42 cabins



Number of cabin decks : 3

Width : 11.40

Guest capacity : 180

Year Built : 2006

Year Renovated : 2016

Number of cabins : 90

Length : 110

Elevators

Cabin for Mobility Impaired

Cabins outside

SUN DECK



MAIN DECK : RESTAURANT

MIDDLE DECK : RECEPTION DESK - LOUNGE BAR WITH DANCEFLOOR

UPPER DECK : PIANORAMABAR - TERRACE

SUN DECK : FITNESS - SUN DECK